

Consensus Workshop Method Overview

FOCUS QUESTION: The question to which the workshop content and product are a response.

CONTEXT

Set the Stage

1. State the purpose or aim of the workshop.
2. Clarify the Focus Question.
3. Briefly outline the process and time frame.
4. Lead the group in talking about the topic for a few minutes using a short Focused Conversation.

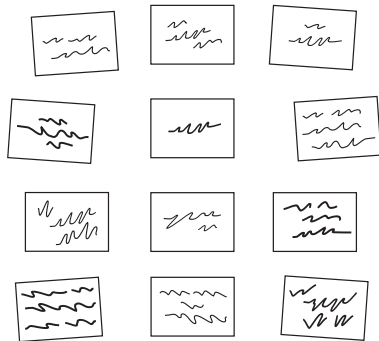
5-10 mins

RATIONAL AIM

What the group needs to KNOW
- the product or decision (See page 40).

BRAINSTORM

Generate new ideas

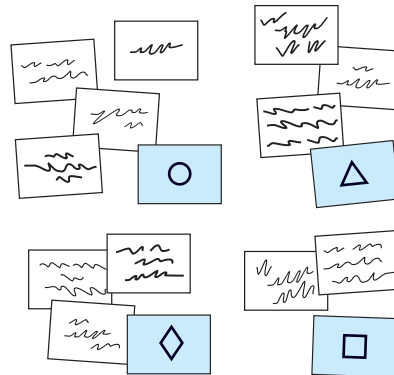


5. Individually list answers to the Focus Question.
6. Select best ideas and write on cards individually or in teams.
7. Pass up first round of cards. Ask for the clearest cards.
8. Ask for questions of clarity.

10-20 mins

CLUSTER

Form New Relationships



9. Have the group form 4-6 pairs that clearly go together.
10. Ask for 2nd round of cards. Ask for cards that are different, then develop clusters.
11. Quickly give each cluster a symbol/tag.
12. Mark remaining cards with symbol/tag and pass up.

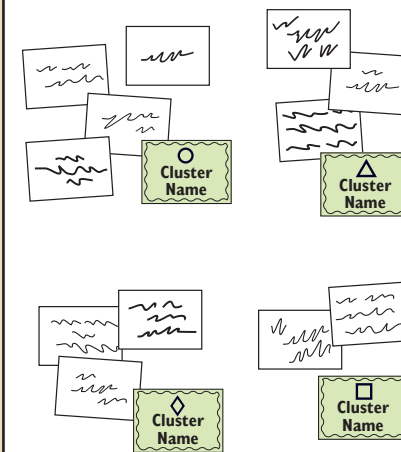
10-20 mins

EXPERIENTIAL AIM

How the group needs to BE by the end of the workshop (See page 40).

NAME

Discern the Consensus



13. Talk through the largest cluster first.
14. Give the cluster a 3-7 word name or title which answers the focus question.
15. Repeat for the remaining clusters.

15-30 mins

RESOLVE

Confirm the Resolve

16. Focus the group on this consensus by reading all the title cards.
17. Discuss the significance of the consensus.
18. Create a chart or visual image to hold the consensus (optional).
19. Discuss implications and next steps.

5-15 mins